

2019 WINTER CUSTOMER SUCCESS REPORT

BUSINESS INTELLIGENCE SOFTWARE
CATEGORY



featured
customers

BUSINESS INTELLIGENCE

SOFTWARE OVERVIEW

If there's anything your business produces, it's data, mounds of it! What a waste, right? Well, if you aren't using a business analytics or marketing intelligence platform to consume, organize, and make predictions with all that big data, it probably is.

A business intelligence tool (often called BI) helps you do all that so you can make better decisions for your team and for your future. The best way to find what business analytics tool works for you is by trying them--just about all of them come with free trials and we could connect you with one of their customer success reps to give you a demo personalized to your needs. Second best way? Read what other companies like yours are saying about how they used each tool.





CUSTOMER SUCCESS SCORING METHODOLOGY

The FeaturedCustomers.com Customer Success score is based on data from our customer success content platform, social presence, as well as additional data aggregated from online sources and social media properties. Our ranking engine applies an algorithm to all of the data collected to calculate the overall Customer Success score. The overall Customer Success score is a weighted average based on 3 parts:

Content Score is affected by the following:

1. # of vendor generated customer success content pieces (case studies, success stories, testimonials, and customer videos)
2. Content quality score generated from all customer success content
3. % Change in Content over past 6 months
4. Number of employees (based on social media and public resources)

Social Score is affected by the following:

1. # of LinkedIn followers
2. # of Twitter followers
3. # of Facebook likes
4. Number of employees (based on social media and public sources)
5. Engagement across all platforms

Company Score is affected by the following:

1. Number of employees (based on social media and public resources)
2. Vendor momentum based on web traffic and search trends
3. Employee satisfaction and engagement (based on social network ratings)
4. % traffic increase to your Customer References
5. Lower Funnel SEO Key Term Rankings

CUSTOMER SUCCESS AWARDS



Market Leader (96 - 100)

Vendor on FeaturedCustomers.com with substantial customer base & market share. Leaders have the highest ratio of customer success content, content quality score, and social media presence relative to company size.



Top Performer (90 - 95)

Vendor on FeaturedCustomers.com with significant market presence and resources and enough customer reference content to validate their vision. Top Performer's products are highly rated by its customers but have not achieved the customer base and scale of a Leader.



Rising Star (85 - 89)

Vendor on FeaturedCustomers.com that does not have the market presence of Market Leaders or Top Performers, but understands where the market is going and has disruptive technology. Rising Stars have been around long enough to establish momentum and a minimum amount of customer reference content along with a growing social presence.

ALL VENDORS



alteryx



looker



Information Builders



Klipfolio





ABOUT DOMO

Domo helps all employees—from the CEO to the front-line worker—transform the way business is managed by connecting them to the right data and people they need to improve business results. Domo's Business Cloud is the world's first customizable platform that enables decision makers to identify and act on strategic opportunities in real time. The company works with the world's leading and most progressive brands, including more than 25 percent of the Fortune 50, across multiple industries including travel and hospitality, retail, manufacturing, finance, technology and more.

TRUSTED BY:



mastercard



NATIONAL
GEOGRAPHIC



UNIVISION

"Every single marketer in every industry has the exact same problem. We all have to rationalize how much money we spend, and we have to show that it's contributing to the bottom line. Domo enables us to tell that story better."

Gabie Boko
EVP Marketing, Sage Software

"Before Domo, we didn't have anything that would give us a global comparability across all of our data sources. The way that brands would get information about what digital activity they were doing was from individual agencies, and they might have several agencies. To dive deeper, even for one brand, required a lot of back and forth with the agency."

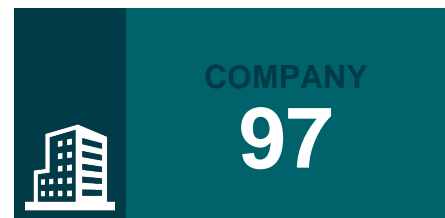
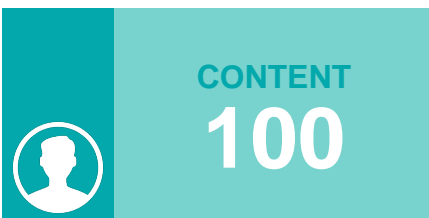
Ross Moncur
Group Head of Business Analytics, SAB Miller

"When I think of Domo, the word that comes to mind is 'happiness'. It solved a bunch of serious business problems we've faced as a team and took us from chaos to clarity."

Shawn Mandel
Chief Digital Officer, TELUS

"Domo turns an avalanche of data into information that's digestible and useful. When we have the right info, we can make the right choices."

Guy Fish
Marketing Manager, H&R; Mfg. and Supply



TOTAL WEIGHTED
SCORE:

99

[READ ALL 215 CUSTOMER SUCCESS REVIEWS FROM DOMO USERS](#)





ABOUT ALTERYX

Alteryx is the leader in data blending and advanced analytics software. Alteryx Analytics provides analysts with an intuitive workflow for data blending and advanced analytics that leads to deeper insights in hours, not the weeks typical of traditional approaches. Analysts love the Alteryx analytics platform because Alteryx can deliver deeper insights by seamlessly blending internal, third party, and cloud data, and then analyze it using spatial and predictive drag-and-drop tools. This is all done in a single workflow, with no programming required. More than 700 customers and thousands of data analysts worldwide rely on Alteryx daily.

TRUSTED BY:



"Alteryx Analytic Gallery applications run quickly some in only about two minutes and can even be accessed via a smartphone or other mobile device during a meeting, so that frontline employees can get information wherever and whenever they need it."

Deanna Sanchez
GIS Project Manager, Rent-a-Center

"If someone took Alteryx from me, I would cry. And then after I cried, I would have to go out and buy four or five software programs to be able to do what Alteryx lets me do with just a couple of tools and a click of a button."

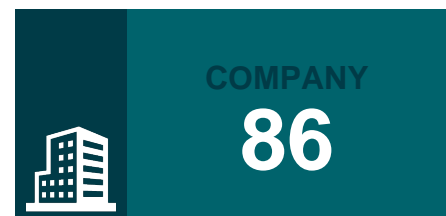
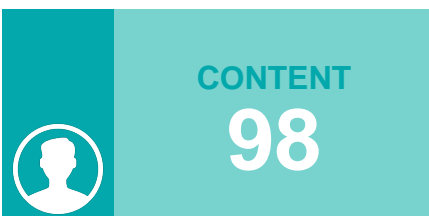
Penny Miller
Real Estate Coordinator, The Fresh Market

"For Alteryx, the real benefit for us is being able to use datasets that could potentially be into the tens of millions of records and being able to run modules that only take maybe a minute or two to run versus taking minutes to hours to potentially days."

Derek Morrell
Manager, Predictive Analytics, Family Dollar

"With Alteryx, we are able to localize better, price better according to several different rules, like competition, the elasticity of the market, etc. And from that we've been able to gain not only thousands of hours but 2% to 4% in our bottom line on anything that we've reviewed."

Charles Coleman
Senior Analyst, Special Projects in Assortment Planning, The Home Depot



TOTAL WEIGHTED
SCORE:

97

[READ ALL 160 CUSTOMER SUCCESS REVIEWS FROM ALTERYX USERS](#)





ABOUT BOARD INTERNATIONAL

The BOARD Decision-Making Platform helps organizations to make better, more-informed business decisions by unifying Business Intelligence, Enterprise Performance Management, Planning and Advanced Analytics in one solution. BOARD's comprehensive range of functionality, accessible within one user-friendly interface, allows businesses to build feature-rich reporting, planning, and forecasting applications without the need for coding. This approach empowers end users to make decisions faster, based on an accurate foundation of data, increasing competitiveness and removing reliance on the IT department.

TRUSTED BY:



"Being responsible for all aspects of planning, including assortments, stock levels, discounts, prices and promotions - senior and junior buyers had to perform extremely convoluted tasks with a high risk of error, due to the large number of Excel sheets involved and the misalignment of data files produced independently. Area managers also..."

Stefano Neri
Head of the Management Information System Department,
Champion

"The BOARD toolkit puts the solution in the end-users hands, taking the pressure away from other departments. The more I discover about the toolkit the more I realize I am on a learning curve."

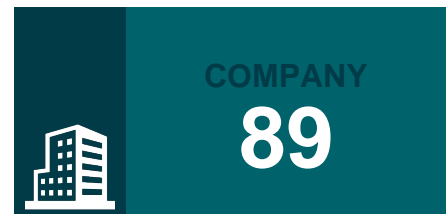
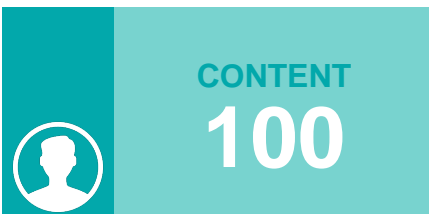
John Quickenden
Manager BSG, Mitsubishi Electric

"Our hotel chain needs detailed management information at the international, regional and hotel level. Cpmview developed a solution that is easy to use, very complete and simple to maintain."

Abraham Thomas
Vice President Finance & Control, Park Plaza Hotels

"BOARD has enabled us to manage easily a complex consolidation process, reducing drastically the time required, improving overall governance and minimizing the risks."

Cinzia Vernillo
Group Finance and Accounting Manager, Riri Group



**TOTAL WEIGHTED
SCORE:**

97

[READ ALL 255 CUSTOMER SUCCESS REVIEWS FROM BOARD INTERNATIONAL USERS](#)



ABOUT LOOKER

Looker is an inventive software company with a modern approach to unlocking the value of business data. Looker's web-based data discovery platform powers the work of data analysts while fueling (and fulfilling) the business user's curiosity—creating a discovery-driven culture throughout the customer's organization. Looker was purpose-built to interact with the next generation of analytic databases, like Amazon Redshift, Amazon RDS, HP Vertica, Greenplum, Teradata Aster, and others.

TRUSTED BY:



"Looker is a whole company tool. It's not something that just our Marketing or Product team uses. It's the first place that people go if they have a question and need an answer."

Justin Riservato
Director of PMO, Gilt

"Looker's open architecture let me build a data platform that we can use to drive, not just report on, Jet.com's business."

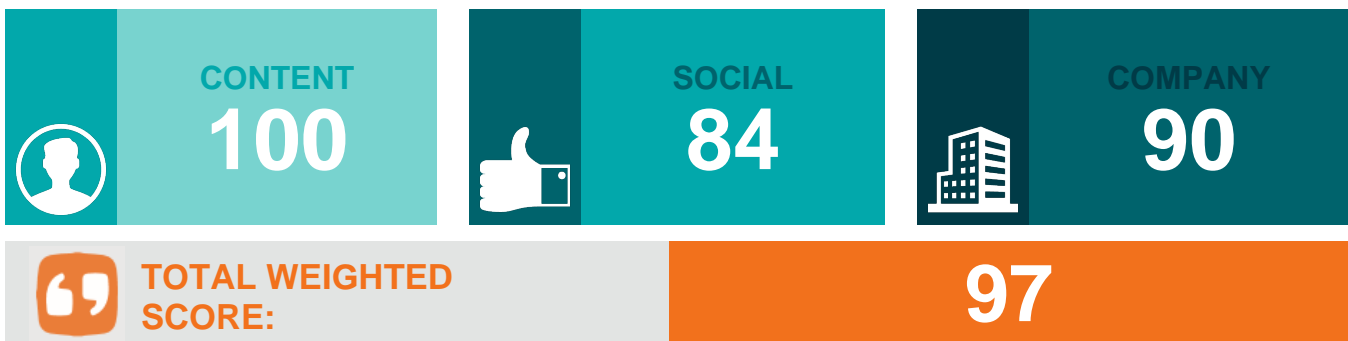
Nick Amabile
Director of Business Intelligence, Jet.com

"Most of our business team are now able to explore data by themselves, even those who don't have any familiarity with SQL queries. Even better, they are able to do this without needing any help from the data infrastructure team. Their team lead says - It's like I just traded in my 1995 manual Jeep Wrangler for a Ferrari it's so much faster and more..."

Marco Gallotta
Data Infrastructure Engineer, Asana

"Everything is going to come back to data as we grow this business. The power of Looker is you don't just get a standardized report. It gives you a starting point so you can drill in and ask questions about what you're seeing. The purpose of the tool is to allow you to keep analyzing, to keep digging, to keep investigating."

Chris Homer
Co-Founder and CTO, ThredUp



[READ ALL 189 CUSTOMER SUCCESS REVIEWS FROM LOOKER USERS](#)





ABOUT SISENSE

Sisense empowers everyday business users to independently manage, analyze and visualize complex data quickly and cost-effectively. Their mission is to transform complex data into insights everywhere, enabling access to business intelligence across the entire organization. Their leading innovation is used by companies seeking to gain insights to their own business, and also embedded by technology and service companies that aim to provide additional insights and value for their customers.

TRUSTED BY:



"The efficiency of Sisense means that someone who is not an engineer and therefore doesn't require the training of an engineer, let alone receive the salary one is doing the same job two engineers do in a company without Sisense."

Doron Gill
VP R&D, FairFly

"Sisense has provided us with unparalleled support – not only during onboarding but throughout the customer lifecycle. When it comes to customer service and support, they really are the best."

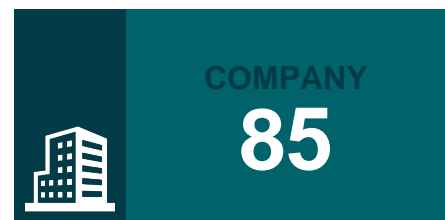
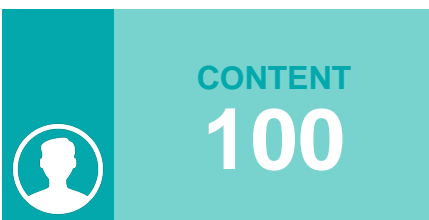
Fethullah Ertugrul
Global Head of Business Intelligence, FoodPanda

"Sisense is as easy as dragging and dropping in Excel, except you get interactive, powerful reports. The capabilities of the Sisense report builder are just so powerful and slick."

Mike van Thiel
CEO and Co-Founder, Known Factors

"Having this one single reporting platform really makes it much easier for everybody across the organization."

Graeme Davidson
Operations Leader, Flight Centre Travel Group



TOTAL WEIGHTED
SCORE:

97

READ ALL 227 CUSTOMER SUCCESS REVIEWS FROM SISENSE USERS





ABOUT TABLEAU SOFTWARE

Tableau Software a global leader in rapid-fire, easy-to-use business analytics software, today announced that its global OEM Partner program added seven new valued partners including Premier, Inc., Redzone, Vocera Communications, CI&T, LeanKit, N2N and PostUp. By partnering with Tableau, these independent software vendors (ISVs) and Software-as-a-Service (SaaS) providers gain the ability to integrate, co-brand and embed Tableau's powerful and easy to use data visualization software into their own products.

TRUSTED BY:



"Tableau brings the value of data to nearly everyone internally. We've seen phenomenal growth; its usage doubles every six months. It lets users explore data across a variety of platforms and is used more and more to support strategy."

Gary Dougan
Sr. Manager, BI & Analytics, eBay

"I would say the biggest change is that people are actually thinking about, "How do I do something different in the company?" They're considering Tableau as a tool to change how they work."

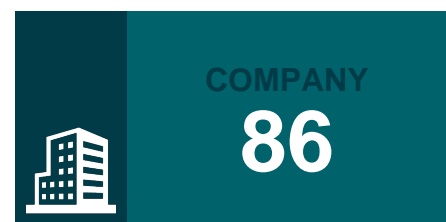
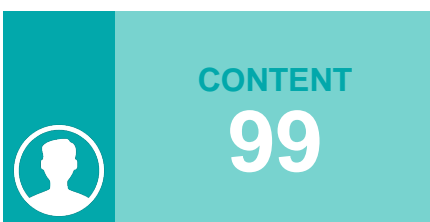
Lee Feinberg
Decision Planning and Visualizations, Nokia

"Tableau has really allowed us to change the mindset internally within our company about what's possible in terms of collaborating with analytic tools. The bar has been raised."

Robert Ayala
Senior Financial Consultant, Dell

"Allowing our people to ask questions has provided huge value. Tableau makes it easier for people to get their own data and answer their own questions."

Richard Rothschild
Vice President of Enterprise, Information Services, Pandora



TOTAL WEIGHTED
SCORE:

97

READ ALL 1310 CUSTOMER SUCCESS REVIEWS FROM TABLEAU SOFTWARE USERS





ABOUT PHOCAS

Phocas has thousands of customers across North America, the UK, Europe and Australia. Phocas experts in helping manufacturing, distribution and retail customers turn to the company data into results. From easy-to-read dashboards, to the renowned lightning-fast grid, everything about Phocas is designed for ease-of-use. Phocas allows you to drill from high level dashboards right down into the underlying transactions. It's not just turning data into pretty pictures, it's about seeing the data that makes your business tick.

TRUSTED BY:



at&t



PHILIPS



YAMAHA

"Incredibly quick structured, multidimensional analysis of your business providing instant insight into opportunities and risk areas. Very easy tool to use made available to commercial leaders to help grow the business."

Albertus Mouton
Director, Finance and Operations, Thermo Fisher Scientific

"Phocas is a great tool to analyze the business. One of the biggest advantages is the intuitive usage which makes it easy, even for employees which don't use it every day. It also caters for all kinds of different scenarios. Tracking promotions is a breeze. I only can recommend it."

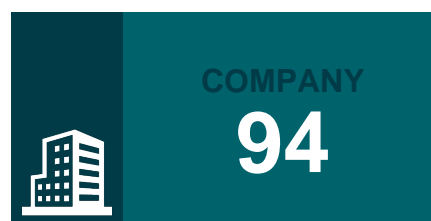
Walter Wendel
Managing Director, OSRAM

"I introduced Phocas to Philips Healthcare and we're loving it. It's easy-to-use and we now realize the power of having such a tool to run our business with. At management meetings, we were using Excel spreadsheets - where we used to go away and run another report to get the answer. Now we just pull up Phocas and drill into it and come to a..."

Alex McQuillan
National Sales Manager, Philips

"After analyzing a number of BI software in the market, we have made the best decision in using Phocas as our BI tool. It's simple, flexible and provides instant results."

Joseph Nguyen
I.T. Manager, Russell Athletics



READ ALL 317 CUSTOMER SUCCESS REVIEWS FROM PHOCAS USERS

Information Builders



ABOUT INFORMATION BUILDERS

Information Builders provides the industry's most scalable software solutions for data management and analytics. They help organizations operationalize and monetize their data through insights that drive action. Their integrated platform for business intelligence (BI), analytics, data integration, and data quality, combined with proven expertise, delivers value faster, with less risk.

TRUSTED BY:



"We have always had data on actual costs but we weren't giving it to dealers. Now we can show them how they compare to other dealers within their measurement groups for each type of repair."

Jim Lollar

Global Warranty Operations - Business Systems Manager, Ford

"The initial motivation for acquiring Information Builders' industry-leading BI solution was to make it easier to access massive databases of information in a versatile, straightforward way."

Chantal Berthiaume

Director of Network Optimization,, Air Canada

"In ten months, WebFOCUS had already paid for itself in terms of time savings, cost savings, and increased efficiency. We are saving 50,000 pages of paper annually."

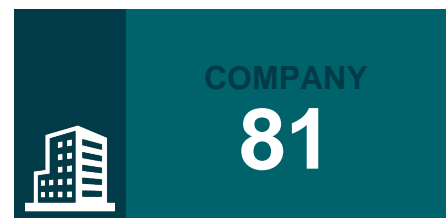
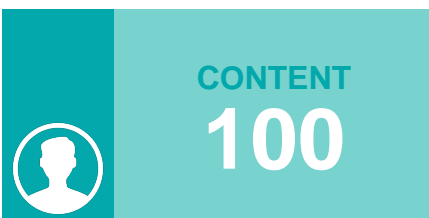
Adam Silber

Vice President & Project Manager, PNC Bank

"Our broad spectrum of products and services ensures plant reliability, efficiency, and environmental performance for our customers' operating plant assets."

Steve Burke

Project Manager, Siemens Healthineers



TOTAL WEIGHTED
SCORE:

96

READ ALL 815 CUSTOMER SUCCESS REVIEWS FROM INFORMATION BUILDERS USERS





ABOUT QLIK

Qlik is a leader in visual analytics. Its portfolio of products meets customers' growing needs from reporting and self-service visual analysis to guided, embedded and custom analytics. Approximately 35,000 customers rely on Qlik solutions to gain meaning out of information from varied sources, exploring the hidden relationships within data that lead to insights that ignite good ideas.

TRUSTED BY:



"QlikView allows the data experts in the business to do reporting efficiently without a lot of overhead. The solution's performance is phenomenal and the business discovery our employers are enabled to do now has had a great impact on our business."

Jeff Brobst
Vice President Financial Planning & Analysis, McAfee

"With QlikView, we spend much less time on data gathering and processing. The system integrates information that arises dynamically rather than as static reports from SAP, Excel, Oracle, and other sources in an automatic mode."

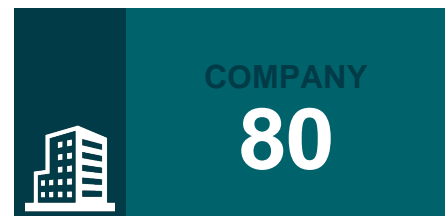
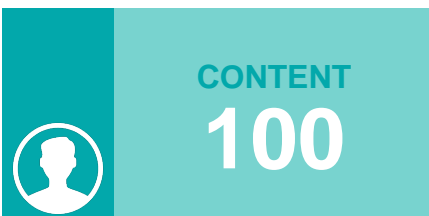
Mehmet Bodur
Director, Merchandise, Tommy Hilfiger

"QlikView has cost us only 20 percent of the price of alternative solutions. The payback period was just a few months."

Mats Olov Eriksson
Director of Data Warehouse, King.com

"Qlikview was the first time I experienced an IT project that delivered what was promised within time and budget."

Francisco Arroyo
IT Manager, Hertz



TOTAL WEIGHTED
SCORE:

96

[READ ALL 892 CUSTOMER SUCCESS REVIEWS FROM QLIK USERS](#)





ABOUT KLIPFOLIO

Klipfolio is a flexible, affordable, cloud-based platform for building and sharing real-time business dashboards on web browsers, TV monitors and mobile devices. Virtually any data source can be connected to Klipfolio, whether it lives in the cloud or on premise. Once connected, data sources can be referenced, manipulated and mashed up with other data sources using dozens of functions, math operations and stats, to build powerful data visualizations and dashboards - windows to the health and performance of the business. A robust library of pre-built content, live support and free courses help users get up and running quickly.

TRUSTED BY:



"Deploying Klipfolio is about being able to make better decisions and quickly identifying issues as they happen."

Daniel Steel
Head of IT Operations, Aviva

"Klipfolio allows us to create dashboards quickly. In some cases it takes just a few minutes. We find that when we make one dashboard, our users want us to make two or three more."

Daniel Nielsen
Data Analyst, Ekstra Bladet

"We wanted a BI tool that was quick, affordable, and cost effective. Something that would allow us to connect to a data source without any help from IT. Other tools were very cumbersome. Klipfolio was very easy-to-use."

Shereen Mohammed
Inbound Marketing Specialist, Flight Network

"We chose Klipfolio because of how easy it was to integrate with our back-end data, and the ease of learning the UI in terms of transforming and getting value out of that data."

George Kang
Chief Revenue Officer, Edmunds



[READ ALL 96 CUSTOMER SUCCESS REVIEWS FROM KLIPFOLIO USERS](#)





ABOUT MICROSOFT POWER BI

Power BI is a business analytics solution that lets you visualize your data and share insights across your organization, or embed them in your app or website. Connect to hundreds of data sources and bring your data to life with live dashboards and reports.

TRUSTED BY:

ATKINS

CONDÉ NAST

G&J 

KraftHeinz



Rolls-Royce

"There's no lack of data in our market today.... and many existing systems struggle to filter the signal from the noise. Our goal is not data for the sake of data, but to embrace the cloud and analytical technologies to deliver more expert insights to the right stakeholders at the right time."

Nick Farrant
Senior Vice President, Rolls-Royce

"With AI insights, we will know which product segment to sell, to whom and when, in a new strategy to remain on the leadership in the national market of utility vehicles."

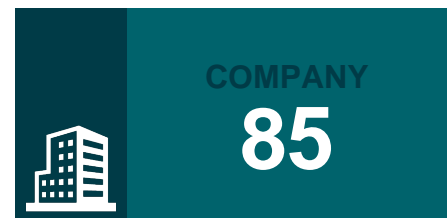
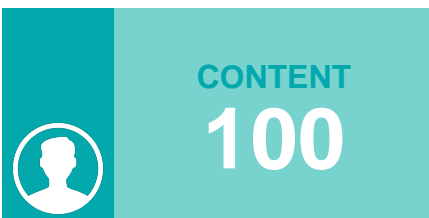
Ari Carvalho
Director of Sales and Marketing, Truck Division Mercedes Benz,
Mercedes-Benz

"Microsoft's solution allowed us to build a stronger integration between our back and front office operations, increasing employee satisfaction, solving problems reported by our staff, and boosting our operational efficiency."

Hasmaath K. Parkar
Head of IT, Lootah Perfumes

"Giving employees the power to analyze plant production and other data themselves with Power BI will help them make valuable discoveries faster."

Dan Oase
Director of End User Computing, Land O'Lakes



[READ ALL 642 CUSTOMER SUCCESS REVIEWS FROM MICROSOFT POWER BI USERS](#)



ABOUT TIBCO SOFTWARE

TIBCO Software empowers executives, developers, and business users with Fast Data solutions that make the right data available in real time for faster answers, better decisions, and smarter action. Over the past 15 years, thousands of businesses across the globe have relied on TIBCO technology to integrate their applications and ecosystems, analyze their data, and create real-time solutions.

TRUSTED BY:



Mercedes-Benz

"Early in the implementation phase when we were still creating reports, we quickly found outliers, and by acting on them saved \$2 million, just like that."

Liesbet Wouters
Sr. Business Process Expert, NXP Semiconductors

"We achieved tremendous productivity by providing our customers with customized dashboards. They're able to see what's going on in the search and that's allowed cooperation between the client and us, so we can make a placement faster. We increased our productivity twofold and cut our costs by 50%."

Paul Grewal
CEO, Sage Human Capital

"TIBCO is now helping us on all these strategic fronts to improve customer experience as a whole. We have a complete toolbox in our hands now for these projects that will deliver the right experience to customers. This solution can resolve a lot of business problems at Citibank."

Roberto Mercadante
Sr. VP, Citibank

"We put our trust in TIBCO, and we realized our goals. We were able to integrate our main systems into one single system. With a SOA built on TIBCO products, we assembled the portfolio of services that are deployed today."

Alex de Hes
Technical Architect, Air France-KLM



READ ALL 559 CUSTOMER SUCCESS REVIEWS FROM TIBCO SOFTWARE USERS





ABOUT YELLOWFIN

Yellowfin is a global Business Intelligence (BI) and analytics software vendor passionate about making BI easy. It is a highly intuitive 100 percent Web-based reporting and analytics solution. Yellowfin is a leader in mobile, collaborative and embedded BI, as well as Location Intelligence and data visualization.

TRUSTED BY:



"Yellowfin is an extremely powerful, yet easy to develop reporting and analysis tool. Being able to tailor dashboards to the needs of individual departments or business units is excellent."

David Fear
IT Systems Analyst, Taupo District Council

"With Yellowfin's multi-tenant capabilities and security features – including role, group and data level security options – we're able to deliver a secure multi-tenant BI environment."

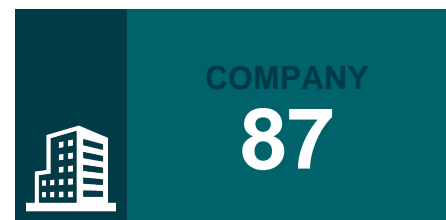

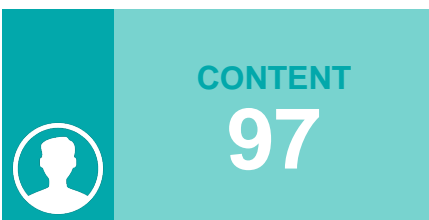
Adam Sharp
Director, Toustone

"Working with Yellowfin allows us to bring rich predictive content from the PMM and present the result back to our customers in a compelling way so that they can easily understand how to best address patient centered care issues."

Justin Richie
VP of Technology, Proskriptive

"As a wholly Web-based platform, Yellowfin has enabled us to create a single trustworthy view of our entire ERP system."

René Marius Köhler
Chief Executive Officer, Internetstores



READ ALL 81 CUSTOMER SUCCESS REVIEWS FROM YELLOWFIN USERS





ABOUT ZOHO ANALYTICS

Zoho Analytics (previously, Zoho Reports) is a self-service BI and data analytics software that lets you create visually appealing data visualizations and insightful dashboards in minutes.

TRUSTED BY:



"We recently discovered Zoho Analytics. First, we focused on our financials and we implemented all our dashboards using this smart and amazing software. Next, we will be delivering dashboards to our HR department. These were requested a long time ago but are still pending because they were tough to create even when using other costly..."

Paulo Miguel
Resource IT Solutions

"Zoho Analytics is now becoming an important part of my professional life as a musician, a professor and a researcher. It is impossible to believe that we are using the features of such a highly developed application for free. I would like to say two words: Thank you."

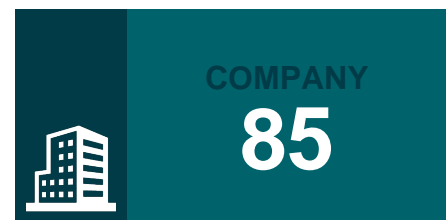
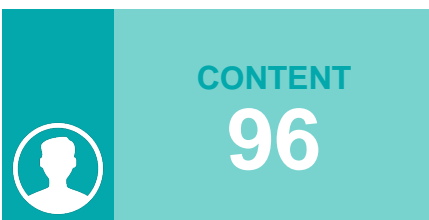
Florian Heyerick
Professor, Hogeschool Gent, Belgium

"I chose Zoho Analytics because of the interface and the robust features to handle our volumes of data quickly and efficiently. And also because it allowed for quick and efficient changes through the GUI."

Amy Milligan
VP of Marketing & Business Analytics, Worldwide Express

"Zoho Analytics is very scalable and useful, and it offers incredible value."

Arik Levy
Chief Executive Officer, Luxer One



TOTAL WEIGHTED
SCORE:

94

READ ALL 93 CUSTOMER SUCCESS REVIEWS FROM ZOHO ANALYTICS USERS





ABOUT BIRST

Birst is the only enterprise-caliber Business Intelligence platform born in the cloud. Less costly and more agile than Legacy BI and more powerful than Data Discovery, Birst is engineered with an automated data warehouse and rich, visual analytics, to give meaning to data all types and sizes. Coupled with the agility of the Cloud, Birst gives business teams the ability to solve real problems.

TRUSTED BY:



at&t



PANDORA



CBS Interactive

"Vertafore recognizes the changing landscape of insurance and is committed to helping agencies and carriers thrive. We are embarking on an analytics journey to enable proactive business decisions, driven by data, which increase profitability and retention, identify growth opportunities, manage risk and improve customer relationships."

Greg Wright
SVP of Agency and Carrier Solution, Vertafore

"When we looked at the ease with which various BI solutions allow business users to construct, maintain, and add new sources to a data model, Birst blew everything else out of the water. It was point and click—no complex SQL required."

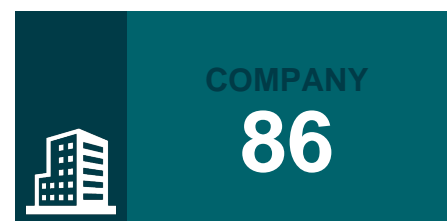

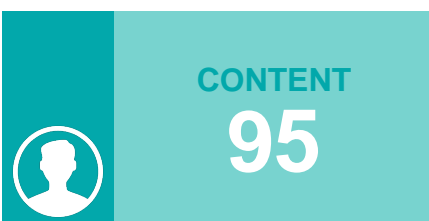
Monique Herman
VP Business Operations, Jive Software

"This solution changed the focus of our organization. Now, we're more responsive to our members, and better able to engage them. We're forward-looking and proactive—and we couldn't have done it without Birst."

Betsy Lenahan
Chief Marketing Officer, Metro Atlanta YMCA

"The customer service has been stupendous. Everyone at Birst has been very congenial and professional. I really enjoy the focus on success."

Kevin Hodgkins
Director of Software Engineering, CBS Interactive



TOTAL WEIGHTED
SCORE:

93

[READ ALL 87 CUSTOMER SUCCESS REVIEWS FROM BIRST USERS](#)



ABOUT ENTRINSIK INFORMER

Entrinsik Informer 5 is a robust, extensible data discovery and analytics platform that simplifies the process of accessing, cleansing, blending, and analyzing on-prem and cloud data. Aggregate disparate data using a single web-based platform to create a cohesive, curated, governed data hub for self-service data analysis. Explore, visualize and analyze relevant data on the fly. Securely publish Reports and collaborate with colleagues. Generate Dashboards that consolidate critical performance metrics.

TRUSTED BY:



Barry University



"As a result of using Informer 5, Barry will save thousands of dollars by moving many of our analytical reports from Business Objects to Informer. We have been having issues with our scheduling software (something really old that really needed to die!), and we couldn't find another solution. So...we thought...could we do this using Informer? And..."

Regina Lopez
Director of Database Services, Barry University

"We have multiple data sources that we use in the organization including two ERPs, an ecommerce software, warehouse management system, and a CRM. We didn't have one reporting tool that could gather and combine data from all our disparate sources."

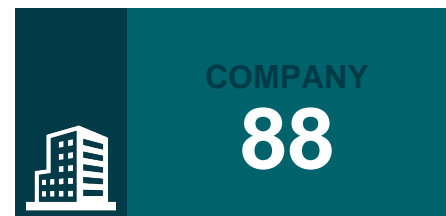

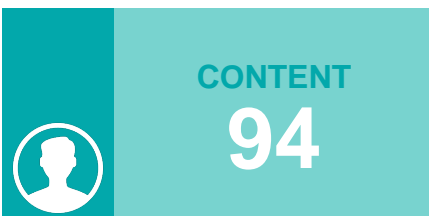
Jesse Owsley
Software Program Manager, SMC Electric

"The main challenge was the urgency of the user needs and unclear requirements. A lot of time had to be spent on developing and modifying user reports and queries."

Hanumant Borate
Database Administrator, Passaic County Community College

"We had data in multiple platforms and had to manually create reports just to access the data we needed every day. We needed the ability to take a single tool and handle all of our reporting needs from one interface."

Robert Stewart
Software Developer, ClearPoint Credit Counseling Solutions



TOTAL WEIGHTED
SCORE:

93

READ ALL 81 CUSTOMER SUCCESS REVIEWS FROM ENTRINSIK INFORMER USERS



ABOUT MICROSTRATEGY

MicroStrategy is a leading worldwide provider of enterprise software platforms. The Company's mission is to provide enterprise analytics, mobility, and security platforms that are flexible, powerful, scalable, and user-friendly. MicroStrategy and Usher are either trademarks or registered trademarks of MicroStrategy Incorporated in the United States and certain other countries. Other product and company names mentioned herein may be the trademarks respective owners.

TRUSTED BY:



"Dashboarding typically took two weeks to roll anything out to the individual stakeholders. Through Visual Insight and MicroStrategy we have reduced that 20-fold."

Jeremy Hadley
Senior Manager of BI and Master Data Management, Adobe

"eBay selected MicroStrategy because of its exceptional user scalability and its ability to support advanced reporting and analysis, MicroStrategy also provides excellent query performance with our rapidly growing multi-terabyte data warehouse."

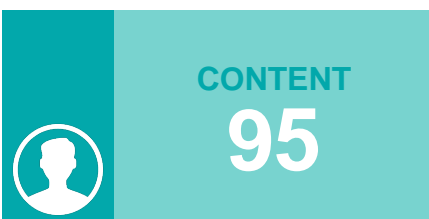
Brad Peterson
CIO, eBay

"Our General Managers will now have the analytics they need to serve our guests better, and operate their hotel more efficiently, anytime, anywhere on their iPad devices. MicroStrategy Cloud will allow us to build these applications much quicker than before and without expensive upfront capital investments in technology."

Marco Trecroce
Chief Information Officer, Four Seasons Hotels and Resorts

"MicroStrategy allows us to understand how recent product innovations, such as our 'Cards with Sound' line, are performing in the marketplace."

Paul Wolters
Business Intelligence Manager, Hallmark



TOTAL WEIGHTED
SCORE:

92

[READ ALL 249 CUSTOMER SUCCESS REVIEWS FROM MICROSTRATEGY USERS](#)



ABOUT TARGIT

TARGIT Decision Suite is the business intelligence and analytics solution for all business users. It is their mission to transform entire organizations by revealing actionable insights for every user to make better and faster decisions. TARGIT Decision Suite is the only business intelligence platform that offers visual data discovery tools, self-service business analytics, reporting, and stunning dashboards in a single, integrated solution. TARGIT doesn't stop at software. The unique combination of their patented technology, proven methodology, and dedicated employees and partners is what enables them to help organizations around the world perform their best.

TRUSTED BY:



Mercedes-Benz



vodafone

"TARGIT gives us a great overview and a mobile data-driven decision-making ability based on real-time information. It lives up to our high expectations for data governance, visualizations, and has a high user adoption across many business units."

Ray Cleary
BI Manager, Dublin Airport Authority

"The level of detail of the claims is new and improved. We have never had so many accessible data about a claim as we do now. The increased transparency in the damages gives us insight into and a total overview of all the customer claims, which we can use in our efforts to become even more efficient."

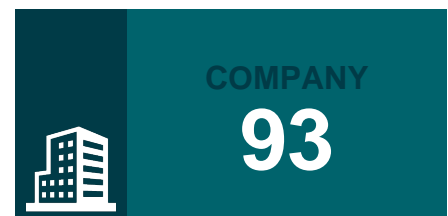
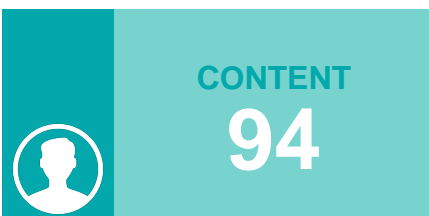
Brian Wahl Olsen
Claim Director, Alm. Brand

"We were absolutely sure that we wanted TARGIT since the philosophy of user-friendliness, easy access via a web client, and the few clicks to strategy behind the solution fits our users perfectly because they do not necessarily have many years of experience with business intelligence."

Anne Fivelsdal
Analysis and Space Management Manager, Dagrofa

"We can say confidently that TARGIT will help the ARINA management and the regular user to be more productive and efficient."

Catalin Momirla
IT Manager, Aer Rianta International North America



READ ALL 148 CUSTOMER SUCCESS REVIEWS FROM TARGIT USERS





ABOUT GROW.COM

Grow is the simplest business intelligence (BI) dashboard software for small and medium businesses that makes it easy to track the right metrics, make good decisions and lead with confidence. Quickly set up dashboards in minutes, not months; connect data sources like QuickBooks, Salesforce and Zendesk along with your own databases and spreadsheets without waiting for IT. Grow helps you grow your business faster by allowing everyone to see the score. Employees engage when they know the score and what they can do to win. Leaders who know inspire confidence, respect, admiration, and loyalty so they can lead their teams to success.

TRUSTED BY:



"We can't imagine life without Grow. This is so central to what we do everyday and what we talk about that we can't imagine not having it."

Nate Quigley
Founder and CEO, Chatbooks

"Grow has changed our mindset as a team. Now we're able to see our data everyday – before we only saw it quarterly or monthly. We're now able to slice up the data and share it with the team in our daily meetings."

Brent Bennett
CEO, Spectra Management

"Grow has been a part of the great growth we've had over the last year, and we're excited that Real Thread will be featured in the Inc. 5000."

Dru Dalton
CEO, Real Thread

"Grow has given us a 360 degree view of our business allowing us to see where we've been, where we are, and where we need to go."

Patrick Jungo
Co-Founder, Edit Suits Co.



READ ALL 62 CUSTOMER SUCCESS REVIEWS FROM GROW.COM USERS





ABOUT HALO BI

Halo is an analytics software and advisory services provider which offers customers an innovative blend of technology to manage demand, inventory and supplier relationships. Halo's Advanced Information Hub is a first-of-its kind solution to help companies leverage all their corporate data to generate new insight for competitive advantage.

TRUSTED BY:



"Implementing Halo BI has already saved the company time and money and we are getting the full potential out of our data analysis, something that we weren't able to do before."

Mark Lovell

Business Information Manager, Real Journeys, Real Journeys

"Halo was installed within one week. By the end of the second week it was completely validated."

Ron Myshka

VP Information Services, EA Sween

"The system is so simple that there was little need for prolonged training. Once our team saw how easy it was to slice, drill down and sort the information, they were sold – especially since it turned out to be an extremely cost-effective solution."

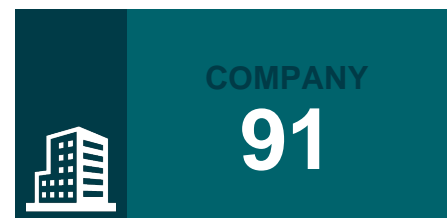
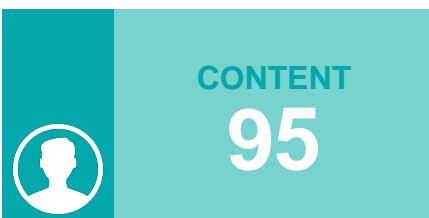
Hugh Neuarth

CFO, Cianna Medical, Cianna Medical

"With Halo, our account managers are smarter business people when they make sales call. Buyers have more respect for you if you know what is going on in their business."

Marlys Clay

VP Vendor Managed Inventory, Alchemy Entertainment



[READ ALL 72 CUSTOMER SUCCESS REVIEWS FROM HALO BI USERS](#)





ABOUT DATAWATCH

Datawatch Corporation enables ordinary users to achieve extraordinary results with their data. Only Datawatch can unlock data from the widest variety of sources and prepare it for use in visualization and analytics tools, or for other business processes. When real-time visibility into rapidly changing data is critical, Datawatch also enables users to analyze streaming data, even in the most demanding environments, such as capital markets.

TRUSTED BY:



mastercard

Humana

JPMORGAN CHASE & CO.

xerox



"Datawatch has very effectively ended our old manual processes of distributing paper reports, storing microfiche, and rekeying data. We now have an automated, web-based reporting and analysis system. Datawatch has brought Saker ShopRites into the e-business realm in a short period of time."

Jim Connolly
Director of Information Systems, Saker ShopRites

"This new collaboration with Datawatch will drive major business efficiencies, but most importantly, will help us to become a Center of Excellence globally for our customers. It's anticipated that this initiative will form the template for services across other Equifax geographies where the need to extract data from unstructured sources is also essential."

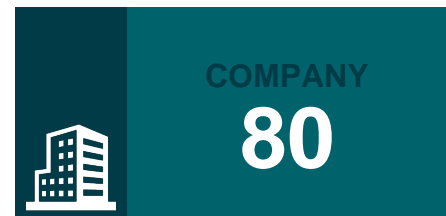
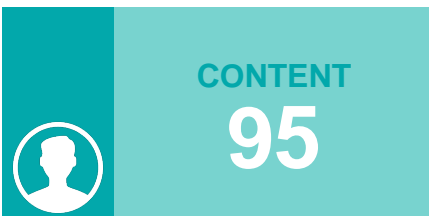
Nick Beresford
Head of Data Operations, Equifax

"The ability to simply send data accessed and prepared in Datawatch directly to Watson Analytics and Cognos Analytics will enable businesses to quickly select any data source and automatically convert it into structured data for analysis."

Marc Altschuller
Vice President, IBM

"Only with Datawatch were we able to prepare, analyze and distribute the right clinical data at the right time to enhance the overall patient experience, improve patient safety and meet regulatory compliance requirements."

Patricia Hickey
Senior Clinical Analyst, Piedmont Henry Hospital



READ ALL 136 CUSTOMER SUCCESS REVIEWS FROM DATAWATCH USERS



ABOUT INETSOFT

InetSoft is an easy, agile, and robust business intelligence software that makes it possible for organizations and solution providers of all sizes to deploy or embed full-featured business intelligence solutions. Application highlights include visually-compelling and interactive dashboards that ensure greater end-user adoption plus pixel-perfect report generation, scheduling, and bursting. InetSoft's capability combined with efficient information access enabled by InetSoft's visual analysis technologies allows maximum self-service that benefits the average business user, the IT administrator, and the developer.

TRUSTED BY:



"Using Style Scope from InetSoft gave us the ability to provide a graphical representation of the key data to top management right 'out-of-the-box' and move from static tables of numbers to charts and graphics that are much easier to understand."

Multimedios

"We selected InetSoft's Style Report Professional for a time-tested, dependable publishing engine and a powerful, yet easy-to-use report designer that would save resources associated with internal development of publishing capabilities and client customization requests."

Craig Christiansen
President-Technology, FPX

"We selected InetSoft's Style Report Enterprise for its powerful and flexible application programming interface and for the light weight of the Web-based information access and presentation application. We saved months of development time associated with initial internal development and were able to launch applications faster than if the reporting..."

Dhruv Gupta
Vice President of Product Management, AmberPoint

"We have been particularly happy with the performance that embedding InetSoft's technology has delivered with reports running in seconds, not minutes, which has considerably enhanced the end-user experience -- while at the same time reducing the resource load in producing reports and greatly increasing throughput."

Data Solutions Inc



READ ALL 106 CUSTOMER SUCCESS REVIEWS FROM INETSOFT USERS





ABOUT PENTAHO

Pentaho is delivering the future of business analytics. Pentaho's open source heritage drives their continued innovation in a modern, integrated, embeddable platform built for the future of analytics, including diverse and big data requirements. Powerful business analytics are made easy with Pentaho's cost-effective suite for data access, visualization, integration, analysis and mining.

TRUSTED BY:



BEACHMINT



moz://a



"Using Pentaho and our data warehouse, it now takes about 20 minutes to break down a metric and do specific analysis to identify performance issues. In the past, similar queries would take all night."

Greg Allen
Business Analyst, Kiva

"The proven experience and professional reliability of BNova's team, together with Pentaho's enterprise-class open source technology, provides the optimal combination for our company and fully satisfies our need for business intelligence."

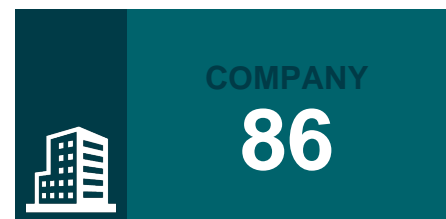
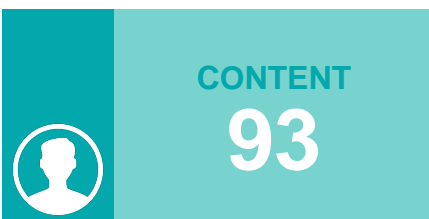
Walter Siri
IT Research Development and Innovation Director, CoopService

"Data access control is crucial to our BI solution, and made possible using Pentaho's feature set. The reporting, business intelligence and data warehouse features in Pentaho Business Analytics perfectly fit our needs to create a unique customer experience."

Guy Van Der Werf
Head of Product Line Collection & BI, Wirecard Technologies

"The intuitive user interface—inclusive of drag and drop and drill down data exploration features — was the main reason we decided to embed Pentaho into our AiM IQ product. Non-technical users are blown away by how easy the product is to use."

Shawn Sande
Director of Product Marketing, AssetWorks



TOTAL WEIGHTED
SCORE:

91

READ ALL 78 CUSTOMER SUCCESS REVIEWS FROM PENTAHO USERS



ABOUT INSIGHTSQUARED

InsightSquared helps revenue operations professionals make better decisions by equipping them with actionable, real-time intelligence on sales and marketing KPIs. Businesses rely on the company's solutions to forecast more accurately, better manage pipeline, tailor rep coaching based on individual performance, understand their marketing attribution, and conduct data-backed planning and analysis.

TRUSTED BY:



"The power of visualizing "big data" is unparalleled. I can get my arms around both our rep and per unit economics extremely quickly. The sales results tab helped us showcase our bookings trajectory and tell a compelling story to our potential investors when it came time to raise a round of funding. No other tool is able to do this."

Christian Prusia
VP of Worldwide Sales, Jama

"InsightSquared was the simplest application that we have plugged into Salesforce in 5 years. The implementation process was seamless and we were able to analyze data within 24 hours. Navigating within the tool itself is very intuitive for admins, sales managers, and sales reps alike. The customer service at InsightSquared is among the best..."

Mandy Febus
Marketing and Advertising, Gilson

"InsightSquared provides the analytical framework every manager wants or should want! They are easy to work with and train us according to our needs. Now, for the first time, I can get clarity about where my business is now and where it's headed; and I can take appropriate measures."

David Kopf
VP of Sales, EventBuilder

"InsightSquared is a fantastic sales management tool. We now have the visual reports of our sales and marketing in just a few seconds and we could never get these from our CRM in the past."

Steven Carter
SVP of Operations, Visible Measures



[READ ALL 104 CUSTOMER SUCCESS REVIEWS FROM INSIGHTSQUARED USERS](#)



ABOUT MITS

MITS is the comprehensive reporting and analytics solution over 750 distributors and manufacturers rely on to leverage the data in their business systems to make better decisions. By combining flexible, user-friendly business intelligence tools with premade and customizable reports, dashboards, and scorecards, MITS helps their customers quickly realize value from their analytics and business system investments through improvements in cash flow, profitability and business growth.

TRUSTED BY:



"MITS has taken the difficulty out of creating reports with Eclipse data. Most of our staff does not know how to run a custom report. MITS makes gathering and reporting data a breeze for anyone who can use a computer."

Brian Nichols
Operations Manager, Johnstone Supply

"MITS has provided my company with very powerful tools to obtain detail data that is very difficult to quickly obtain through our native systems. We are a much better informed company as a result and can react to changes timely. In the few instances where I have needed support, MITS has always responded quickly and knowledgeably."

Chris Bohn
IT Manager, APR Supply Company

"MITS has been a very easy company to work with as we integrated the product with our ERP. The product performs as advertised. It collects our data and puts it into a format that anyone in our organization can proactively and easily find the information to answer questions about sales, customers, vendors, and inventory."

Doug Alexander
Purchasing MGR, Automatic Irrigation

"It is extremely turnkey and easy for your non-tech savvy employees to operate and focus on the reports and data that they should be focused on. MITS staff is also extremely helpful and knowledgeable about tailoring the system to each company's needs."

Justin Freedman
Marketing Manager, General Plumbing Supply



READ ALL 121 CUSTOMER SUCCESS REVIEWS FROM MITS USERS

ABOUT CHRISTIANSTEVEN SOFTWARE

With over 1,000 clients in 47 countries, we are committed to a culture where we put people first – our customers, our employees & our partners. We specialize in reporting, report distribution, report scheduling, dashboards & automating business processes for Power BI, SSRS, Crystal Reports & MS Access. From scheduled BI report delivery to browser-based & mobile-enabled dashboards, the magic sauce is in our proprietary business process automation experience & know-how that leverages business rules, workflows & instant notification capabilities built right into our Business Intelligence & report distribution solutions.

TRUSTED BY:



barr

EMPR



UNIVERSITY OF
LOUISVILLE

"I must say this is an easy one for me, as I have always been impressed by all of the team at ChristianSteven Software and hold them in high esteem. We have partnered with ChristianSteven Software for more than a decade now, and have found their software solution of CRD to be fundamental to our business, and critically superb value..."

Tim Larcombe
Business Systems & IT Director, Sigma 3 Kitchens

"Our return on investment was pretty much realized the day we bought it. It's a big advantage because it frees everyone up to do other things."

Brandon Ludwig
System Administrator, Signature HealthCARE

"We could not meet our still-growing demand for reports without CRD & it's probably one of the best investments we've ever made."

Derek Swanson
Deputy Director of Pharmacy, Royal Liverpool & Broadgreen University Hospitals NHS Trust

"Overall, ChristianSteven Software CRD has enabled us to deliver significant value to the business in a relatively short time frame, and I look forward to further exploiting this unique and innovative product in other parts of the business."

Ben Holmes
IT Director, EMPR Australia



READ ALL 34 CUSTOMER SUCCESS REVIEWS FROM CHRISTIANSTEVEN SOFTWARE USERS

CHARTIO



ABOUT CHARTIO

Chartio helps businesses analyze and track their critical data. Focused on building an interface for data, the company helps companies make better business decisions through intuitive, real-time business analytics. Customers connect their databases directly to Chartio, to visualize their data in real-time, bypassing the need for data warehousing and avoiding its security pitfalls.

TRUSTED BY:



SHAZAM



Prezi



POSTMATES

"Chartio lets me easily visualize results and hone in on the most important ones, prompting me to ask the right questions each month."

Justin Bassett
Data Analyst, Reddit

"Our business users like Chartio because they don't need to use SQL and can be self-sufficient."

Salina Cheung
Head of Analytics, Gyft

"Chartio allows everyone on the team to track the company's most important metrics and empowers them to do their own analysis."

David Kopf
Co-Founder, Remind

"Chartio enables me to do my job better and more effectively. I have gone from waiting on reports for 1-2 days to creating my own within minutes. Instantaneous access to my data has given me a 360 degree view of how our marketing efforts are doing without relying on an engineer or analyst."

Sujan Patel
VP of Marketing, When I Work



CONTENT

93



SOCIAL

80



COMPANY

81



TOTAL WEIGHTED
SCORE:

90

READ ALL 91 CUSTOMER SUCCESS REVIEWS FROM CHARTIO USERS





ABOUT TIMEXTENDER

TimeXtender inspires quality business decisions with data, mind and heart. They do this for one simple reason because time matters. Recognized globally as one of the fastest growing software companies, TimeXtender enables businesses to make quality business decisions faster with Discovery Hub. This is a single, integrated, metadata-driven, agile and automated software platform.

TRUSTED BY:



"That's where the 'TimeXtender magic' comes in. All our data acquisition and aggregation processes can now be automated, and the transformation rules written into the database build process."

Harmony Crawford
Associate Director of Marketing Sciences, POSSIBLE

"With TimeXtender we started validating the first reports three weeks after we begun the implementation. If we had decided to write the code ourselves, we would have needed an SQL-expert, and it would have taken a lot longer."

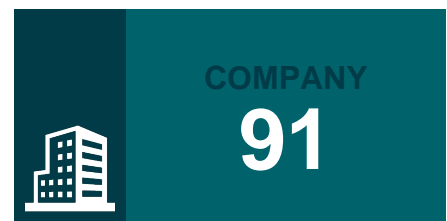

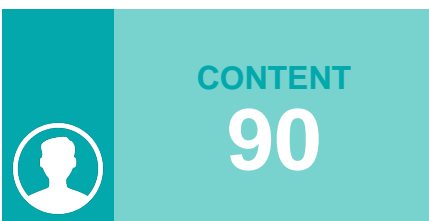
Arne Christensen
CTO, Finn-Tack

"All the data is captured in the DMS system, TimeXtender transforms it into valuable Management information. With a few mouse-clicks, we get statistics about the hours registered per employee, per make or model, per activity and we can perform benchmarking analyses. This enables us to take immediate action if and when necessary."

Yvan Jansen
CFO, AMB Holding

"We immediately realized a 49% cost savings and a 25-30% performance improvement, and the promise of applying artificial intelligence through machine learning to our data is an exciting opportunity for us."

John Steele
GM of Business Technology & Systems, Komatsu



READ ALL 98 CUSTOMER SUCCESS REVIEWS FROM TIMEXTENDER USERS





ABOUT IDASHBOARDS

iDashboards has been a pioneer in the data visualization space since 2003. Through award-winning engineering and patented technology, iDashboards is making it easier to understand your data. iDashboards offers easy-to-build, dynamic dashboards that create context for any user – in an organization – so they can draw real meaning from raw data. No matter who you are, or what industry your work in, iDashboards can rapidly reduce the time it takes to build beautiful dashboards and discover powerful insights.

TRUSTED BY:



BARNES & NOBLE



"iDashboards helped Precoat move from manual data mining and paper reports to a system that allows us to identify best practices from facility to facility and accurately compare performance by plant. Getting this information in real time allows stakeholders to identify negative trends before they have a major effect on the bottom line."

Rick Miller
Vice President of Business System, Precoat Metals

"Before iDashboards, important information was available to faculty and staff only through Excel spreadsheets. The process was clunky and the spreadsheets were often hard to interpret. iDashboards provides more comprehensive data analysis, and the resulting information is compiled into easy-to-understand graphics, which are colorful and..."

Muriel Lopez-Wagner
Assistant Vice President of Institutional Effectiveness,
California State University (CSU)

"iDashboards has played a very key role in our current airport functionality. With the touch of a button, key members of the airport, from the supervisor upwards, know how they performed for the day."

Rimzie Ismail
Head of Services Initiatives & Customer Affairs, Dubai Airports

"The idashboard's product is stable, gave us every feature imaginable, and display incredibly well, it sells itself."

Wendy Hitchcock
Programmer, Spruce Computer Systems



READ ALL 99 CUSTOMER SUCCESS REVIEWS FROM IDASHBOARDS USERS



ABOUT DUNDAS

Dundas Data Visualization is a leading, global provider of Business Intelligence (BI) and Data Visualization software providing Dashboards, Reporting and Visual Data Analytics, all through a fully embeddable BI platform. Dundas they think differently. They know that true BI success isn't achieved by simply providing generic, cookie-cutter tools. The reality is, effective BI requires a shared vision and collaboration between business and technical users. It's about more than just analysts exploring your data – it's about business people being empowered to act on it.

TRUSTED BY:

citibank

Coca-Cola



NCL
NORWEGIAN
CRUISE LINE

verizon

"Dundas BI helps the organization to quickly gather actionable insight while empowering the admin users to tightly integrate it into the existing infrastructure – both visually and through data connectors."

Christoph Malassa
Visual Analytics Group Team Lead, Siemens Healthineers

"Your people know the power of the software so well. The consultancy provided the smarts to make sure we presented the right data in the right way."

Charles Broeckx
Corporate Services Manager, Telco Services Australia

"We decreased the amount of service tickets by 55% the year that we started using the dashboard. The availability of the system increased, which meant customer satisfaction levels increased, which led to an increased customer base, which of course lead to increased revenues."

Waleed Al Eshaiwy
IT Manager, Saudi Telecom

"Dundas BI completes our client's experience. We've been able to maximize our reporting capabilities to deliver pertinent information and insights, allowing our clients to better draw their own conclusions."

Ted Garner
CEO, IT Weapons



[READ ALL 73 CUSTOMER SUCCESS REVIEWS FROM DUNDAS USERS](#)





ABOUT JINFONET SOFTWARE

Jinfonet Software is the leading provider of data visualization and reporting software for the enterprise. Its cornerstone product, JReport, is a leading Java reporting solution that delivers integrated business intelligence. JReport is built on a proven foundation of high-performance, scalability, and an enterprise-ready reporting engine using technologies including in-memory cubes and fully distributed server clusters.

TRUSTED BY:



"JReport Ad Hoc Reporting provides a tool in the market that's well designed, that's both powerful and has access to all this data, yet lightweight so you don't have to go to programming classes."

Shawn Jenkins
Chief Executive Officer, Benefitfocus

"With JReport, we can now analyze 911 emergency transaction data to ensure accuracy and precisely route emergency aid when and where it is needed."

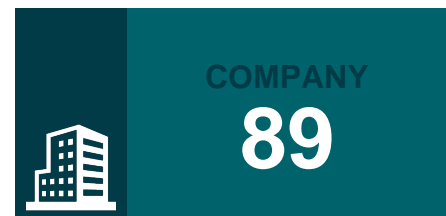
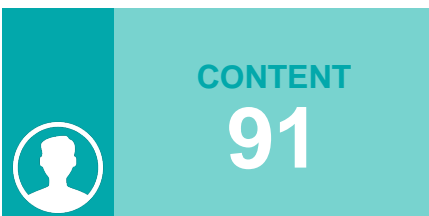
Francis Bourgault
Security Manager, Bell Canada

"We've used reporting tools in the past, and in the selection process, we evaluated the three market leaders. We did a proof of concept, and JReport installed rapidly and delivered quick results. Its Java-based architecture also fits well with our own. It didn't take long to figure out JReport was the clear choice."

Mary Morgan
Vice President of Operations for Voyence, EMC

"Having the ability to talk to the [JReport] engineers actually building and maintaining the software was a huge benefit at the time of installation and remains a benefit today for troubleshooting."

Kevin Payne
Director of Systems Applications, GSA



[READ ALL 90 CUSTOMER SUCCESS REVIEWS FROM JINFONET SOFTWARE USERS](#)



ABOUT GECKOBOARD

Geckoboard is the fastest growing online businesses set goals for their most important metrics and monitor their up-to-the-minute progress towards them on TVs around the office. As a result, they stay focused and optimize their activity to improve key metrics that drive faster growth.

TRUSTED BY:

BETTERNOW
Raise money for your favorite charity

DueDil

PEARSON

NIU
SUSHI BAR & DELIVERY

Yummly™

"Geckoboard really helps people across all our teams to see the pulse of the business - both on an overall and more team-specific level. It triggers people to ask more questions and helps us focus on having an impact."

Adrian Young-San Roessler
Product Manager, Podio

"Geckoboard is a fantastic offering that really has revolutionized and sped up how we summarize and access large amounts of data. At a quick glance, everyone in our organization can instantly see how we are doing. The real-time answer is provided on a dashboard in our facility or on our smartphones. It's made everyone become smart on..."

Mike Johnson
President, QuietLogistics

"Thanks to the data visibility that Geckoboard enables, I am completely in tune with the health of my business. It helps me understand margin effects and make better decisions for growth. It's 50% gut backed by 100% data."

David Abrahamovitch
Founder, Shoreditch Grind

"Geckoboard has become a center point in our office. It's a place where conversations take place about what's happening with the data and what we can do to move those numbers in the direction we'd like them to go."

Thain Simon
Analytics Lead, Rise Labs



[READ ALL 89 CUSTOMER SUCCESS REVIEWS FROM GECKOBOARD USERS](#)



ABOUT QOGNIFY

Qognify solutions help organizations capture, analyze, and leverage big data to anticipate, manage, and mitigate security and safety risks, maintain business continuity, and streamline operations. The Qognify offerings provide valuable insights that enable enterprises and security-conscious organizations to take the best action at the right time by correlating structured and unstructured data from multiple sensors and channels, detecting irregular patterns, and recognizing trends.

TRUSTED BY:



"Thanks to Qognify's (Formerly part of NICE Security) expertise in video technology, we are able to operate the surveillance department more efficiently, our success rate for solving disputes is now %98 and we have about 2500 incident monthly."

Duncan Harkness
Surveillance Director, Club Hotel Casino Loutraki

"We are proud of the protection we provide to the city. The deployment of the Qognify solution is key to our efforts in making Kolhapur a better place to live."

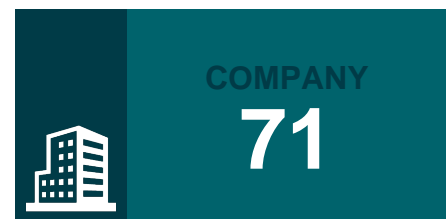
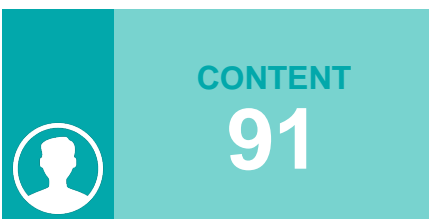
P. Siva Sankar
Kolhapur Municipal Commissioner, Kolhapur City

"Adding Qognify Situator to the security and operations program at Oslo Airport has enabled us to confidently build true best-of-breed solution."

Frode Igland
CEO, Oslo Airport

"Qognify's (formerly part of NICE Security) knowledge of our industry and its previous success with similar organizations was most definitely a major factor in selecting them for this company wide project."

Dominick Flores
Project Manager, Newbuild and Revitalization, Royal Caribbean



**TOTAL WEIGHTED
SCORE:**

88

[READ ALL 68 CUSTOMER SUCCESS REVIEWS FROM QOGNIFY USERS](#)





ABOUT AFS TECHNOLOGIES

AFS Technologies (AFS) is a leading global provider of solutions purpose-built for consumer goods companies. They are committed to efficiencies in trade spend, retail execution and supply chain. With 30 years of experience, they serve more than 1,300 customers of all sizes, in more than 50 countries, with innovative and configurable solutions that are proven to optimize your potential with automated processes, improved productivity and rapid time to value.

TRUSTED BY:



"We have a few locations that utilize pre-ordering, and others that have peddle routes (run with handhelds), and we are able to use the system to handle both. With AFS, we can also use the system to track the flow of warehouse inventory, so we know what we need for ingredients and packaging material. We have constant tracking of our..."

Shannon Bouldin
Manager of Applications Development & Support, Borden Dairy

"The service is outstanding. The response time is within minutes."

Dennis Clougherty
Farmer Johns, Farmer John

The project has already delivered greater brand awareness, greater visibility and greater demand. It has also meant that we can immediately fulfill that demand."

Rossllynn Law
Operations Director, Whyte & Mackay

"Simplifying processes and making things easy for their customers is what AFS does and who they are. The work is done properly, cleanly and quickly to ensure we are always meeting the needs of our trading partners."

Marc Schantz
Chief Information Officer, Roland



[READ ALL 82 CUSTOMER SUCCESS REVIEWS FROM AFS TECHNOLOGIES USERS](#)